

LED PUCK INDUSTRIE LICHT

SPECIFICATION SHEET

SNAP STANDARD BEAM

SNAP FEATURES A PATENTED DESIGN WITH A COLLAPSIBLE THREAD. WITH ONE EASY PUSH, THE MODULE SNAPS SECURELY INTO THE RAIL. REMOVAL IS ONLY POSSIBLE WITH A UNIQUE EXTRACTION TOOL.



SNP-ST-FF-WW	SNAP ST FLAT FACADE 3000.K WARM WHITE
SNP-ST-FF-NW	SNAP ST FLAT FACADE 4000.K NEUTRAL WHITE
SNP-ST-CF-WW	SNAP ST CURVED FACADE 3000.K WARM WHITE
SNP-ST-CF-NW	SNAP ST CURVED FACADE 4000.K NEUTRAL WHITE

OPTIONS:
COLOUR TEMPERATURE 2700.K / 3500.K
CUSTOM BEAM ANGLES

TECHNICAL

1.4W / 500mA / 2.8Vf
3000.K - 169lm / 4000.K - 180lm
Ra80+ / 3 STEP MACADAM ELLIPSE

OPTICS

LENS PC - IP65 IK10
BOROSILICATE - IP67

PROTECTION CLASS

IK10
IP65

MATERIAL

316 STAINLESS STEEL

AMBIENT OPERATING CONDITIONS

MIN. -40. / MAX. 55...

ELECTRICAL

COOLSPLICE CONNECTOR

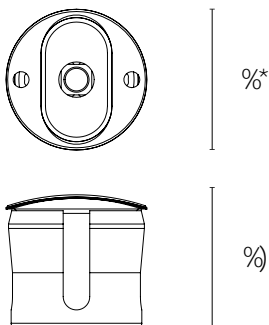
APERTURE

15mm, OR
15mm + (16mm x 1.6mm) COUNTERBORE

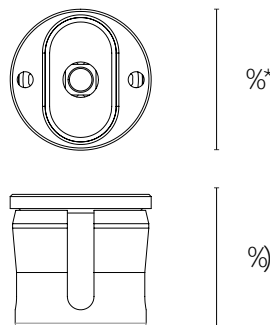
INSTALLATION

MIN. 1.5mm WALL THICKNESS
MIN. 25mm DIAMETER
CURVED OR FLAT MOUNTING SURFACE

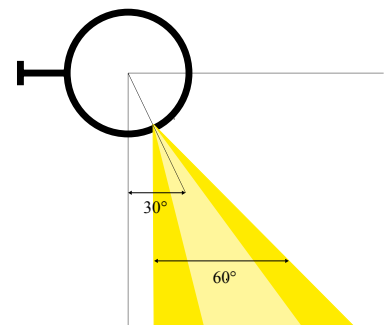
SNAP ST CF CURVED FACE DETAIL



SNAP ST FF FLAT FACE DETAIL



SNAP ST ELLIPTICAL DISTRIBUTION FOR MOUNTING AT 30° FROM VERTICAL.

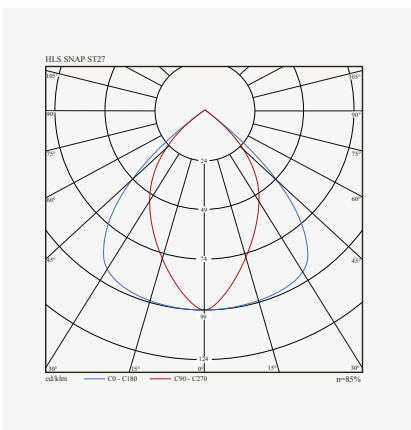


SPECIFICATION SHEET

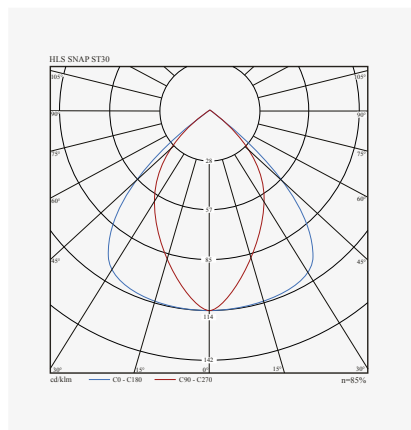
POLAR DIAGRAMS

SNAP ST IS A STANDARD ELLIPTICAL DISTRIBUTION FOR MOUNTING IN THE UNDERSIDE OF A HANDRAIL AT 30° FROM THE VERTICAL AXIS. SNAP ST IS AVAILABLE IN A RANGE OF STANDARD DISTRIBUTIONS AND SPECIAL ANGLES ON REQUEST.

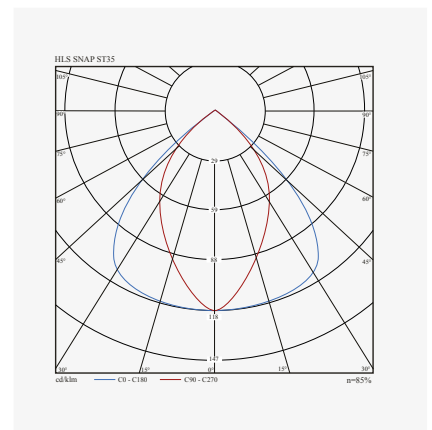
SNAP ST 27
STANDARD SYMMETRICAL BEAM 2700. K



SNAP ST 30
STANDARD SYMMETRICAL BEAM 3000. K



SNAP ST 35
STANDARD SYMMETRICAL BEAM 3500. K



SNAP ST 40
STANDARD SYMMETRICAL BEAM 4000. K

